

HOME LEARNING

1st February

PHONICS - CHALLENGE 1

Exploring adjacent consonant and short vowel sounds!

Today you're going to be focusing on consonants and vowel sounds.

1. Watch the video from Letters and Sounds.
2. Write three words from the video.
3. Come up with a sentence that includes one of those words.

<https://www.youtube.com/watch?v=66VrNnJSDPw&list=PLuGr6z2H2KNHY2HITC9jV0a65ED0aD2Ry&index=46>

Handwriting challenge: Complete a line of the letter 'k,K' both lowercase and Capital. Then think of two words with this letter at the start



Year 1 Autumn Term

Lesson 16:

Adjacent consonants
and short vowels



0:00 / 21:25



Blending challenge: Phonics Play Complete a Phase 3 or 4 game! - No longer than 20 minutes on the game please

<https://www.phonicsplay.co.uk/>

Login: Jan 21

Password: home

PhonicsPlay

Log In

Our most popular resources



ENGLISH - CHALLENGE 2

Planning your own non chronological report - Finding Facts!

To complete this task you must research an animal within one of our classification groups we have been researching.

Find three different facts about that animal and write a sentence explaining them. You will use this to create your own non-chronological report later this week.

1. Choose an animal to research from the three options.
2. Explore the video links on the powerpoint.
3. Write down at least three sentences that include two different facts.

Spicy Challenge: Write a fun fact about your chosen animal.

CHOOSE ONE OF THESE ANIMALS TO RESEARCH!

Snake



Shark



Lion



Snake



<https://www.youtube.com/watch?v=BQ7QfIUHvKU>

Shark



<https://www.youtube.com/watch?v=agggBkpbCoY>

Lion



https://www.youtube.com/watch?v=qnaXJf_yaj8

MATHS - CHALLENGE 3

To compare numbers within 100 on a number line


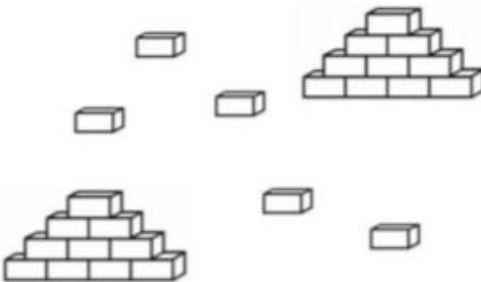

Over the past week you have been working hard learning about all the numbers between 50-100. Today you will be continuing this by comparing numbers using a number line.

1. Follow the Oak Academy video
2. Find the resources on the powerpoint.
3. Either use the worksheet or a physical object.

<https://classroom.thenational.academy/lessons/to-compare-numbers-within-100-on-a-number-line-60wpcd>

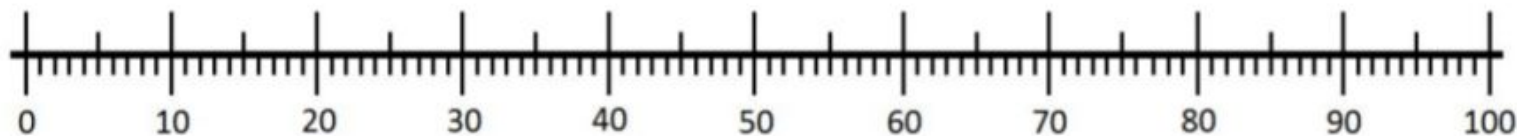
Independent Task

Task

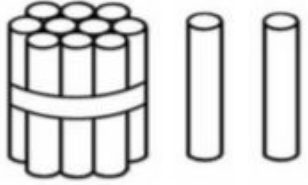

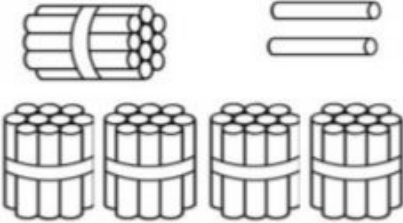
		
Alan has ____ bricks.	Bert has ____ bricks.	Charlie has ____ bricks.

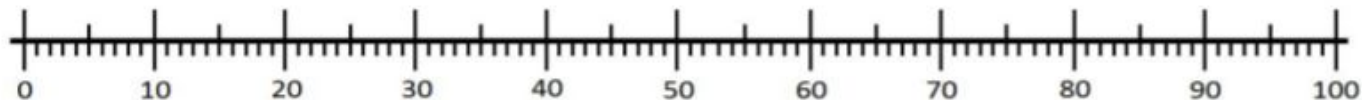
Who has the most bricks? _____

Who has the fewest bricks? _____



Task

		
Daniel has ___ sticks.	Eleni has ___ sticks.	Faris has ___ sticks.



Tick the **true** statements.

Eleni has fewer sticks than anyone else.

Faris has the most sticks.

Daniel has an equal number of sticks to Eleni.



PSHE - CHALLENGE 4

Mental Health Awareness week - I am amazing because....

To complete this challenge you must do two things.

1. Find the worksheet and think of many reasons why you're amazing- you can draw or write the reasons.

The next slide is the sheet to work from, if you can't do this then record yourself explaining a little as to why you are amazing.

I Am an Amazing Person!

Read and finish the sentences in the balloons below.

