

# HOME LEARNING

**8th February**

# PHONICS - CHALLENGE 1

## Exploring adjacent consonant and long vowel sounds!

Today you're going to be focusing on consonants and vowel sounds.

1. Watch the video from Letters and Sounds.
2. Write three words from the video.
3. Come up with a sentence that includes one of those words.

<https://www.youtube.com/watch?v=t3YvtSe5RPI&list=PLuGr6z2H2KNHY2HITC9jV0a65ED0aD2Ry&index=41>

**Handwriting challenge:** Complete a line of the letter 'p,P' both lowercase and Capital. Then think of two words with this letter at the start and write them underneath your handwriting.

**Blending challenge:** Phonics Play Complete a Phase 3 or 4 game! - No longer than 20 minutes on the game please

<https://www.phonicsplay.co.uk/>

Login: Jan 21

Password: home

PhonicsPlay

Log In

Our most popular resources



# ENGLISH - CHALLENGE 2

## **Poetry and Dear Diary challenges**

Challenge 1: Today's challenge is to match rhyming words.

Please find the video warm up and worksheet on the Powerpoint. You can either match the words or you can video yourself explaining which words rhyme together.

Challenge 2: To write a diary entry about your day. Please write your diary explaining a part of your day.

Your diary must include the date at the top and start with the phrase Dear Diary

.

# MATHS - CHALLENGE 3

## **To find double and half on an amount of money**

Before we break up for half term we will explore some multiplication and division challenges. Today you will be using money to support your learning.

To help support your learning a top tip is to draw out the quantity of the number.

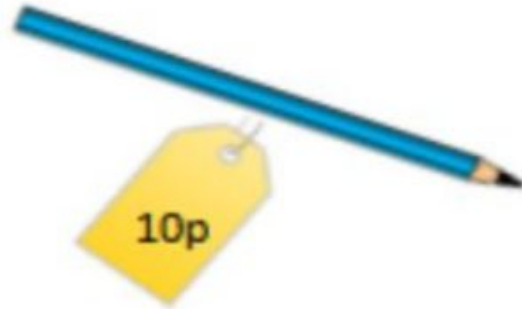
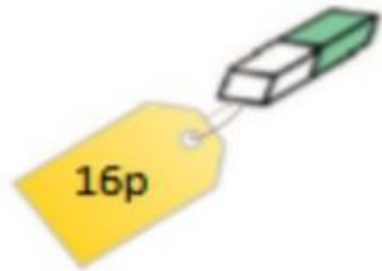
1. Follow the Oak Academy video
2. Find the resources on the powerpoint.
3. Either use the worksheet or a physical object.

<https://classroom.thenational.academy/lessons/to-find-double-and-half-of-an-amount-of-money-cdj3jd>

# Independent Task 1



**HALF PRICE SALE!**



These items are in the half price sale! The price tags show the original price. Can you work out how much they cost now that they are half price?



# Independent Task 2

## HALF PRICE SALE!



Now: 11p



Now: 4p




Now: 6p



Now: 9p



These items are in the half price sale too but the difference here is that the price shown is the half price! Can you figure out how much the items cost before they went into the half price sale?



## Art Challenge from Mrs Cairns - Challenge 2

Last week we looked at this story about  
Alexander Calder.

[https://www.youtube.com/watch?v=F2v\\_5M7F36c](https://www.youtube.com/watch?v=F2v_5M7F36c)

I can manipulate paper by twisting, folding, tearing and joining paper.

I can create a kinetic sculpture using paper.




Alexander Calder was an American artist born in 1898.  
His family were all artists.  
He loved art too, but also loved maths!

He is famous for inventing the first mobile. He said that he wanted to draw in the air.

Calder loved other peoples art but wanted to find a way to make it move!

He created a new type of art called kinetic sculpture. This means that the art moves.

Sculpture means art that is 3d. You can walk around it and look at it from different sides.



This week you are going to make your own kinetic sculpture using different pieces of paper.

You will need:

- Piece of card
- Pieces of paper
- Scissors
- Glue



Watch Mrs Cairns explain how to make your own kinetic sculpture by watching the video on the school website.

Then have a go at making your own!

Post a picture of it onto Seesaw so that she can see your creations!

Who is Alexander Calder?

What is a sculpture?

What is a kinetic sculpture?